



2023 ANNUAL REPORT

Samuel Bierds, Chief of Police

TABLE OF CONTENTS

A Message from the Chief of Police.....	1
Department Overview	2
Patrol Services Division.....	3
Support Services Division.....	4
Community Services Division	5
2023 Department Awards and Medals	6
Police Calls for Service	8
UCR Offenses and Clearances	10
Crime Trends	11
Arrests and Response to Resistance.....	133
Charges Written by MPD.....	14
Collision Data	15
Miscellaneous Stats	18
Looking To the Future	19

A MESSAGE FROM THE CHIEF OF POLICE

I am proud to present the 2023 Annual Report for the Murray Police Department. In the past year, your Police Department underwent many changes, most notably the retirement of Chief Jeffrey Liles. Chief Liles spent 12 years as our Chief of Police, and oversaw many changes in the Department. With his retirement came a new administration, although none of us are new to the Department.

2023 also saw our patrol uniform transition to the more practical "Class B" style. Other changes in the department include the transition to 12-hour patrol shifts; the addition of six new vehicles to our fleet, which will reduce wear and tear as well as maintenance costs; a complete revision of the policy and procedure manual; and movement towards a virtually paperless records system.

I am proud to announce that the Murray Police Department once again received a 100% score on our Safety & Liability review conducted by the Kentucky League of Cities. This intense review covered policy, equipment, training, and operation of the Department. Achieving a 100% score helps reduce the cost of our liability insurance.

One thing that has not changed, however, is our commitment to serving our community. Our pledge to you is that we will continue to provide professional, fair, and equitable police services to everyone who lives, works, studies, or visits the City of Murray, Kentucky.



Samuel Bierds,
Chief of Police



DEPARTMENT OVERVIEW

The Murray Police Department operates at a full staff of 40 sworn police officers, six telecommunicators, and two civilian staff. The Chief of Police serves as the agency executive, and is responsible for all functions of the department. The Assistant Chief of Police is second in command and is responsible for day to day operations of the department. MPD consists of three divisions: Patrol Services, Support Services, and Community Services. Each division is under the command of a Captain and performs specific duties to help further the department's mission to provide public safety with integrity, fairness, and professionalism.



Samuel Bierds
Chief of Police



Major John Cooper
Assistant Chief of Police



PATROL SERVICES DIVISION

The Patrol Services Division is the backbone of the Murray Police Department, and is responsible for general patrol and response in the City of Murray. Patrol Officers respond to calls for service, conduct proactive patrol to detect and deter crime, as well as engage with community members. The division consists of two patrol teams (A and B), while each team consists of two squads (Day and Night). Each squad is under the command of a Sergeant, and each Sergeant reports to the Division Commander. Patrol officers work 12-hour shifts, with rotating days off. Each team alternates working on the weekends, allowing officers to have every other weekend off. The Patrol Division operates 24 hours a day, 365 days a year to serve and protect the City of Murray.




Captain Jay Herndon
Patrol Services Commander



Sgt. Anna Wicker
A1 Squad



Sgt. Dustin Bevil
A2 Squad



Sgt. Kendra Clere
B1 Squad



Sgt. Matt Davis
B2 Squad



SUPPORT SERVICES DIVISION

The Support Services Division is commanded by a Captain and is comprised by the Criminal Investigations Unit and the Telecommunications Unit. The Criminal Investigations Unit is responsible for investigating serious and complex crimes that occur in the City of Murray, as well as ongoing narcotics investigations. The CIU is under the direct command of a Sergeant. The Telecommunications Unit answers emergency (911) and non-emergency phone calls, provides dispatch services for Police, Fire, and EMS in the city, and maintains control of a CJIS terminal that allows access to national criminal and vehicle databases. Additionally, the Telecommunications Unit serves as an emergency after-hours point of contact for many other departments in the City of Murray, including the Natural Gas and Water Departments. The Telecommunications Unit is supervised by a Team Leader.



Captain Angel Clere
Support Services Commander



Sgt. Michael Weatherford
C.I.U. Supervisor



Team Leader Amanda Darnall
Telecommunications Supervisor



COMMUNITY SERVICES DIVISION

The Community Services Division is commanded by a Captain and is responsible for the Department's community-oriented initiatives. This diverse division contains three School Resource Officers, records management, public information, grant management, Alcoholic Beverage Control, and community outreach. This division organizes the Citizen's Police Academy, the Novel McReynolds Youth Academy, as well as other community events. While this division is our smallest in terms of personnel, their contribution to our mission is invaluable.



Captain Andrew Wiggins
Community Services Commander




2023 DEPARTMENT MEDAL AWARDEES



Sergeant Matt Davis
Medal of Heroism



Officer Tristan Jones
Lifesaving Medal



Officer Griffin Deese
Lifesaving Medal



2023 DEPARTMENT AWARD WINNERS



Officer Dylan Bobo
2023 Officer of the Year



Telecommunicator Jill Hudson
2023 Telecommunicator of the Year

2023 Chief's Award Winners



**Team Leader
Amanda Rowland**



**Officer
Mike Robinson**



**Telecommunicator
Jill Hudson**



POLICE CALLS FOR SERVICE

Activity	Dayshift	Nightshift	Total
Drugs	16	4	20
911 H/U	561	451	1012
Out W/ Subject	36	274	310
ATS- Warrant	168	130	298
Sec. Check	713	3233	3946
Collision (No Inj.)	658	172	830
Collision (Inj.)	54	14	68
Mental Health	21	25	46
Abuse Inv	15	3	18
AI	10	26	36
Alarm	236	248	484
Animal	232	105	337
Assault	39	32	71
Assist Other Agency	129	139	268
BOLO	44	31	75
Burglary	35	17	52
Custody Dispute	7	11	18
Civil Matter	72	13	85
Clear Parking Lot	0	6	6
Crim. Mis	57	24	81
Counterfeit	8	3	11
Death Investigation	12	8	20
Dispute	84	83	167
Domestic Violence	138	92	230
Reckless Driver	147	107	254
Gas Drive Off	2	1	3
Special Detail	61	23	84
Illegal Dumping	4	2	6
EMS Assist	57	25	82
EPO	44	20	64
Escort	195	0	195
Extra Patrol	119	127	246
Fight	17	19	36
Fire	5	1	6
Fire Alarm	4	4	8
Follow Up	240	179	419
Scam/Fraud	61	15	76
Escort Funds	124	0	124
Harassment	91	52	143
Information	886	303	1189



Investigation	1	0	1
Lockout	13	6	19
Motor. Assist	138	86	224
Misc.	94	92	186
Missing Person	13	5	18
Missing Juvenile	20	14	34
Noise Complaint	40	224	264
Odor Invest.	1	1	2
Out of Cont. Subj.	40	39	79
Suspicious Package	4	1	5
ATS- Papers	29	9	38
Parking Enf.	38	84	122
Parking Comp	40	25	65
Prop. Damage	18	11	29
Prop. Maint.	1	0	1
Found Property	94	27	121
Runaway Juv.	14	23	37
Rape/Sex. Assault	4	4	8
Repossession	28	32	60
Road Hazard	60	30	90
Robbery	0	0	0
School Traffic	50	0	50
Search Warrant	2	0	2
Shots Fired	3	22	25
Sus. Person	50	115	165
Standby	29	10	39
Suicide or Attempt	4	8	12
Sus. Activity	104	294	398
Sus. Veh.	47	290	337
Traff. Enf.	22	31	53
Theft	336	133	469
Threats	66	39	105
Traff. Cont.	43	21	64
Transport Subject	3	3	6
Trespassing	63	16	79
Traffic Stop	1278	2701	3979
Unk. Disturbance	99	168	267
Unwanted Subject	137	98	235
Welfare Check	398	254	652
Total	8826	10938	19764

Note: These events are police calls only, and do not reflect all calls received and/or dispatched by MPD Telecommunicators (Fire, EMS, Gas, Water, etc.).

Many events are categorized based on information provided by the initial caller(s), and may not reflect final reporting statistics.



UCR OFFENSES AND CLEARANCES

The Murray Police Department participates in the Uniform Crime Reporting (UCR) Program. The UCR Program is managed by the Federal Bureau of Investigation and generates reliable statistics for use in law enforcement. It also provides information for students of criminal justice, researchers, the media, and the public. The program has been providing crime statistics since 1930.

UCR Description	Counts	2022 Totals	Change
MURDER AND NON-NEGLIGENT MANSLAUGHTER	6	1	500%
FORCIBLE RAPE	6	4	50%
ROBBERY	1	3	-67%
AGGRAVATED ASSAULT	9	18	-50%
BREAKING AND ENTERING	42	37	14%
LARCENY-THEFT (EXCEPT AUTO THEFT)	330	302	9%
AUTO THEFT	16	14	14%
OTHER ASSAULTS	227	211	8%
ARSON	1	1	0%
FORGERY AND COUNTERFEITING	12	28	-57%
FRAUD	52	35	49%
STOLEN PROPERTY;BUYING,RECEIVING,POSSESS	4	12	-67%
VANDALISM	88	78	13%
WEAPON OFFENSES;CARRYING,POSSESSING,ETC.	13	5	160%
SEX OFFENSES (EXCEPT FORC. RAPE & PROST.)	24	20	20%
SALES/MANUFACTURING - OPIUM/COCAINE & DERIVATIVES	1	2	-50%
SALES/MANUFACTURING -MARIJUANA	8	3	167%
SALES/MANUFACTURING -SYN NARCS	4	6	-33%
SALES/MANUFACTURING -OTHERS-DANG. NON-NARC DRUGS	30	36	-16%
POSSESSION - OPIUM/COCAINE & DERIVIATIVES	3	1	200%
POSSESSION -MARIJUANA	21	19	11%
POSSESSION -OTHERS-DANGEROUS NON-NARC DRUGS	35	56	-38%
OFFENSES AGAINST FAMILY & CHILDREN	16	19	-16%
DRIVING UNDER THE INFLUENCE	117	107	9%
LIQUOR LAWS	19	12	58%
DRUNKENNESS	43	55	-22%
DISORDERLY CONDUCT	53	50	6%
ALL OTHER OFFENSES (EXCEPT TRAFFIC)	78	76	3%
RUNAWAYS	1	2	-50%
TRAFFIC	281	201	40%
OTHER	45	54	-17%
TOTALS	1586	1468	8%



Crime Trends

PART I CRIMES

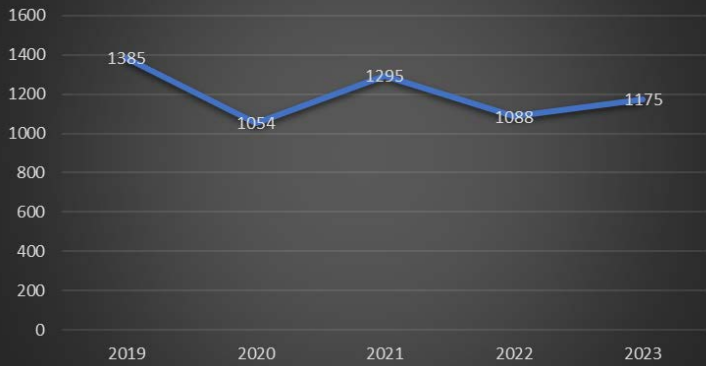
	2021	2022	2023
MURDER AND NON-NEGLIGENT MANSLAUGHTER	2	1	6
FORCIBLE RAPE	19	4	6
ROBBERY	6	3	1
AGGRAVATED ASSAULT	14	18	9
BREAKING AND ENTERING	56	34	42
LARCENY-THEFT (EXCEPT AUTO THEFT)	279	302	330
AUTO THEFT	21	14	16
ARSON	1	1	1
TOTAL	398	380	411

PART II CRIMES

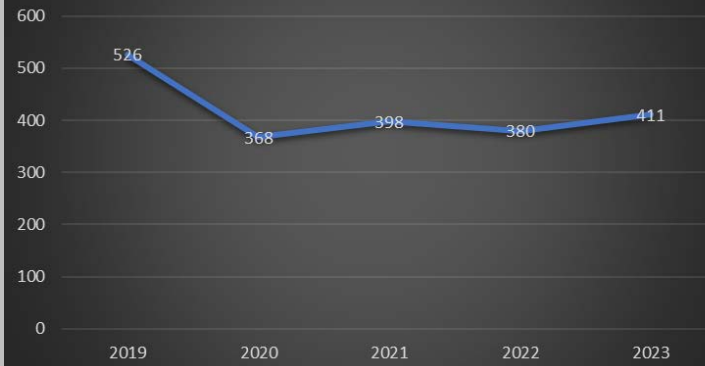
	2021	2022	2023
OTHER ASSAULTS	279	211	227
FORGERY AND COUNTERFEITING	23	28	12
FRAUD	115	35	52
STOLEN PROPERTY;BUYING,RECEIVING,POSSESS	11	12	4
VANDALISM	94	78	88
WEAPON OFFENSES;CARRYING,POSSESSING,ETC.	6	5	13
SEX OFFENSES (EXCEPT FORC. RAPE & PROST.)	24	20	24
SALES/MANUFACTURING - OPIUM/COCAINE & DERIVATIVES	1	2	1
SALES/MANUFACTURING -MARIJUANA	5	3	8
SALES/MANUFACTURING -SYN NARCS	10	6	4
SALES/MANUFACTURING -OTHERS-DANG. NON-NARC DRUGS	50	36	30
POSSESSION - OPIUM/COCAINE & DERIVIATIVES	2	1	3
POSSESSION -MARIJUANA	33	19	21
POSSESSION -OTHERS-DANGEROUS NON-NARC DRUGS	60	56	35
OFFENSES AGAINST FAMILY & CHILDREN	19	19	16
DRIVING UNDER THE INFLUENCE	91	107	117
LIQUOR LAWS	18	12	19
DRUNKENNESS	46	55	43
DISORDERLY CONDUCT	50	50	53
ALL OTHER OFFENSES (EXCEPT TRAFFIC)	114	76	78
RUNAWAYS	1	2	1
TRAFFIC	186	201	281
OTHER	57	54	45
TOTAL	1295	1088	1175



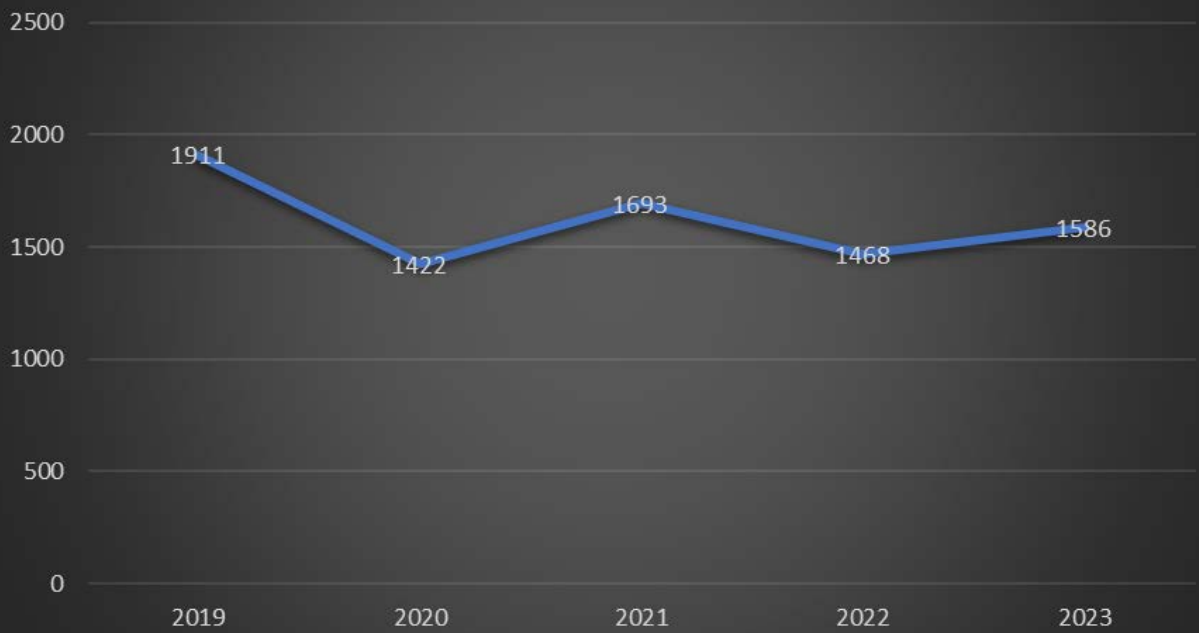
Total Part II Crimes Over Five Years



Total Part I Crimes Over Five Years



Total Parts I & II Crimes Over Five Years



ARRESTS AND RESPONSE TO RESISTANCE

Arrest Demographics

Male

White	400
Black	129
Am. Indian/Alaska Native	4
Asian/Pacific Islander	3
Unknown	9
Total	545

Female

White	165
Black	29
Am. Indian/Alaska Native	0
Asian/Pacific Islander	0
Unknown	7
Total	201

Total Criminal Arrests	746
-------------------------------	------------

Response to Resistance

Total Incidents	8
------------------------	----------

Race/Ethnicity

White	6
Black	1
Asian	0
Hispanic	1
Unkown/Other	0

Suspect Injury Treatment Required

None	4
First Aid	2
E.R. Treatment	0
Hospitalization	0
Death	0

Gender

Male	5
Female	3

Type of Force*

Physical	8
OC Spray	0
Taser	1
Baton/Impact Weapon	0
Firearm	0
Other	0

Officer Injury

None	6
Minor	2
Serious	0

Precipitating Activity

Subject in Crisis	1
Domestic Assault	1
Public Disturbance	4
Other	2

**Multiple types of force may be used in the same incident.*

1% of arrests made required force.

0.04% of police events resulted in force.



CHARGES WRITTEN BY MPD

Criminal Charges of Interest

Resisting Arrest – 11
Fugitive – 11
Burglary 1st, 2nd, 3rd – 16
PI – 13
AI – 41
Menacing – 16
Terroristic Threatening 3rd – 14
Theft by Unlawful Taking, Auto – 7
Possession of Controlled Substance 1st – 21
Possession of Controlled Substance 2nd – 7
Possession of Controlled Substance 3rd – 7
Trafficking in Controlled Substance 1st – 9
Trafficking in Controlled Substance 2nd – 2
Trafficking in Controlled Substance 3rd – 2
Shoplifting (All) – 61
Assault 4th – 13
Assault 4th (Domestic/Dating) – 39
Criminal Trespass 3rd – 22
Possession of Firearm by Felon – 6
Possession of Handgun by Minor – 3
Total Criminal Charges - 912

Traffic Charges of Interest

Speeding – 81
Failure to Signal – 45
Disregarding Stop Sign – 54
Disregarding Traffic Light – 78
Reckless Driving – 13
Failure to Illuminate Head Lamps – 5
Insufficient Head Lamps – 2
Improper Lane Usage – 43
No OL – 43
Expired OL – 19
Suspended/Revoked OL – 64
No Registration Plates – 98
No Registration Receipt – 64
Open Container – 21
No Insurance – 85
No Seat Belt – 376
Leaving Scene – 11
Failure to Produce Insurance Card – 90
Excessive Tint – 7
Communication Device – 6
Total Traffic Charges – 1,326

**Total Charges Written by MPD in
2023:**

2,238



COLLISION DATA

	2023	2022
Total Collisions	772	727
Injury Collisions	48	45
Total Injured	72	60
Total Killed	2	0
Parking Lot Collisions	269	236

Top Roadway Collisions

12th Street – 370

Main Street – 76

16th Street – 42

KY 121 – 36

Poplar Street – 33

4th Street – 29

Sycamore Street – 24

Olive Street – 22

Lowes Drive – 20

8th Street – 17

Diuguid Drive – 15

Robertson Road – 11

Wiswell Road – 11

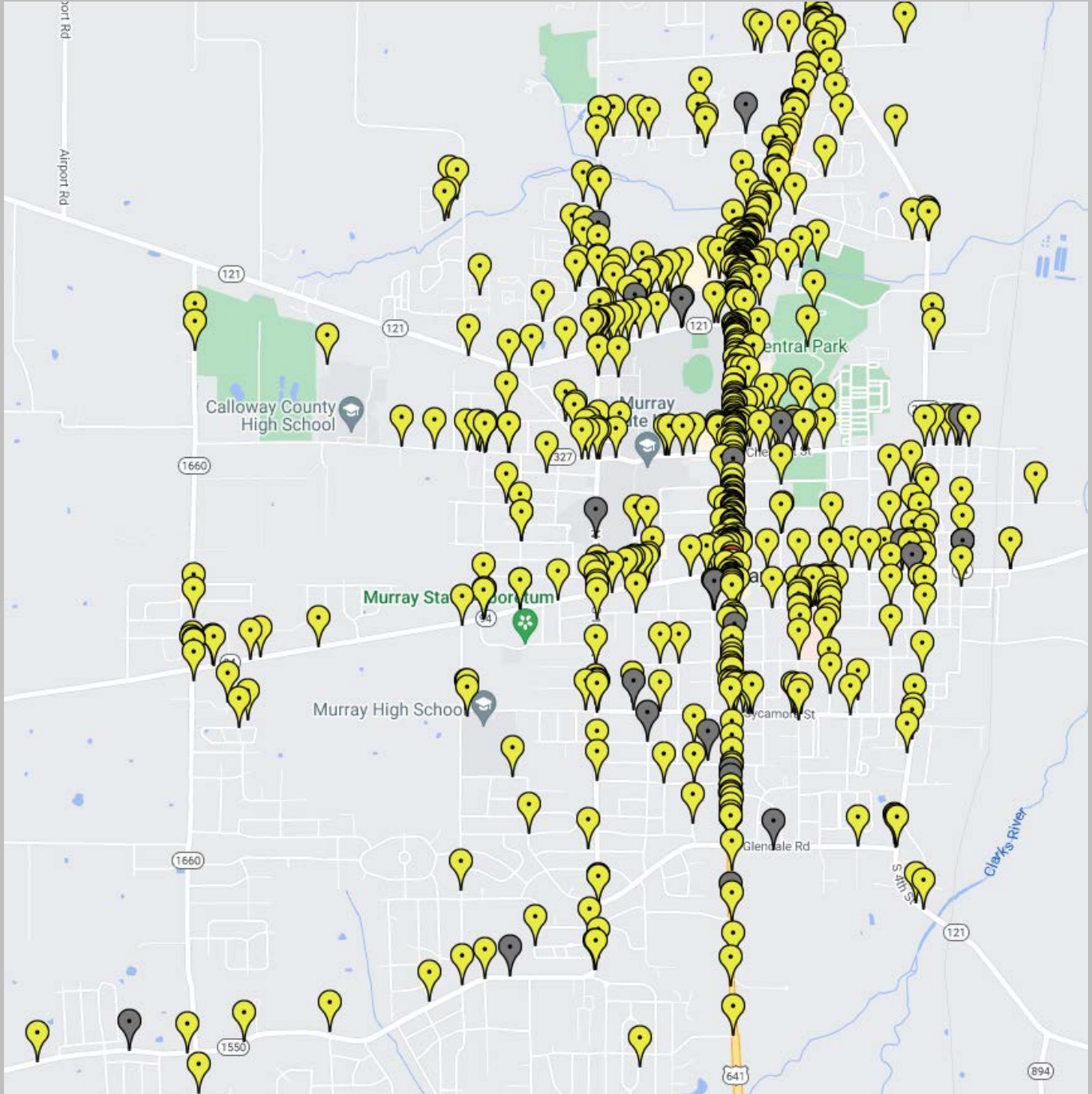


Collision Contributing Factors

Human Factor	Total
Inattention	483
Failed to Yield Right of Way	100
Misjudge Clearance	91
Improper Backing	36
Failed to Keep Proper Lane	33
Distraction	29
Not Under Proper Control	28
Disregard Traffic Control	17
Following too Close	15
Alcohol Involvement	14
Turning Improperly	13
Drug Involvement	6
Too Fast for Conditions	5
Emotional	5
Exceeded Speed Limit	5
Lost Consciousness/Fainted	4
Cell Phone	3
Improper Passing	3
Overcorrecting/Oversteering	3
Fatigue	1
Medication	1
Sick	1



COLLISION LOCATIONS



MISCELANEOUS STATS

Telecommunications Calls

Call Line	2023	2022	Change
Admin	40,341	40,905	-1.4%
911	10,697	10,286	3.9%
Total	51,038	51191	-0.3%

Radio Traffic

Police Main Channel – 31,853 Minutes

Fire Main Channel – 4,330 Minutes

Alcohol Involved Calls

593

Alcohol Involved Charges

369



LOOKING TO THE FUTURE

The future of the Murray Police Department, much like the future of our community, is bright. Over the next year, we will continue to search out new methods and technologies to further our mission of keeping Murray safe. We will continue to train our officers to build their practical skills, legal knowledge, leadership abilities, and cultural awareness. As a public agency we have a responsibility to demonstrate fiscal responsibility, and we will continue to seek out grants and other funding where available. Crime does not recognize borders and boundaries, and partnerships with surrounding law enforcement agencies is key to solving and preventing crime. We will continue to build and foster these relationships. Crime and safety are not only a police matter. Many organizations and agencies address the underlying causes of crime. We remain committed to our continued partnerships with these groups. Finally, and most importantly, we are committed to our community. We cannot do this job on our own, and we need your help to keep Murray safe!

**“The police are the public, and
the public are the police.”**

-Sir Robert Peel

